



Location: ACL1 - City Hall

Report on 24-hour TSP monitoring

Action Level ($\mu\text{g}/\text{m}^3$) - 163

Limit Level ($\mu\text{g}/\text{m}^3$) - 260

Date	Sampling Time	Weather Condition	Filter paper no.	Filter Weight, g		Elapse Time, hr		Sampling Time, hr	Flow Rate, m^3/min			Total Volume, m^3	TSP Level, $\mu\text{g}/\text{m}^3$
				Initial	Final	Initial	Final		Initial, Q_{si}	Final, Q_{sf}	Average		
4-Jan-16	8:00	Cloudy	014333	2.8046	2.8700	22400.88	22424.88	24.00	1.16	1.16	1.16	1673	39.1
9-Jan-16	8:00	Cloudy	014288	2.8895	3.0499	22427.88	22451.88	24.00	1.17	1.17	1.17	1683	95.3
15-Jan-16	8:00	Rainy	014354	2.8127	2.8673	22454.88	22478.88	24.00	1.17	1.17	1.17	1687	32.4
21-Jan-16	8:00	Cloudy	014568	2.8398	2.9313	22481.88	22505.88	24.00	1.17	1.18	1.18	1692	54.1
27-Jan-16	8:00	Cloudy	014451	2.7774	2.8367	22508.88	22532.88	24.00	1.18	1.17	1.18	1696	35.0

Report on 1-hour TSP monitoring

Action Level ($\mu\text{g}/\text{m}^3$) - 460

Limit Level ($\mu\text{g}/\text{m}^3$) - 500

Date	Sampling Time	Weather Condition	Filter paper no.	Filter Weight, g		Elapse Time, hr		Sampling Time, hr	Flow Rate, m^3/min			Total Volume, m^3	TSP Level, $\mu\text{g}/\text{m}^3$
				Initial	Final	Initial	Final		Initial, Q_{si}	Final, Q_{sf}	Average		
5-Jan-16	8:15	Rainy	014298	2.9148	2.9181	22424.88	22425.88	1.00	1.16	1.16	1.16	70	47.4
5-Jan-16	9:18	Rainy	014294	2.8819	2.8849	22425.88	22426.88	1.00	1.16	1.16	1.16	70	43.1
5-Jan-16	10:23	Rainy	014291	2.8795	2.8838	22426.88	22427.88	1.00	1.16	1.16	1.16	70	61.7
11-Jan-16	8:15	Rainy	014285	2.8766	2.8780	22451.88	22452.88	1.00	1.17	1.17	1.17	70	20.0
11-Jan-16	9:19	Rainy	014336	2.8249	2.8266	22452.88	22453.88	1.00	1.17	1.17	1.17	70	24.3
11-Jan-16	10:25	Rainy	014351	2.8015	2.8028	22453.88	22454.88	1.00	1.17	1.17	1.17	70	18.6
16-Jan-16	8:30	Cloudy	014571	2.8329	2.8376	22478.88	22479.88	1.00	1.17	1.17	1.17	70	67.0
16-Jan-16	9:40	Cloudy	014570	2.8378	2.8410	22479.88	22480.88	1.00	1.17	1.17	1.17	70	45.6
16-Jan-16	10:50	Cloudy	014569	2.8404	2.8440	22480.88	22481.88	1.00	1.17	1.17	1.17	70	51.3
22-Jan-16	8:15	Rainy	014460	2.7988	2.8026	22505.88	22506.88	1.00	1.18	1.18	1.18	71	53.8
22-Jan-16	9:17	Rainy	014457	2.7660	2.7674	22506.88	22507.88	1.00	1.18	1.18	1.18	71	19.8
22-Jan-16	10:19	Rainy	014454	2.7951	2.7962	22507.88	22508.88	1.00	1.18	1.18	1.18	71	15.6
28-Jan-16	8:15	Rainy	014448	2.7860	2.7901	22532.88	22533.88	1.00	1.17	1.17	1.17	70	58.3
28-Jan-16	9:18	Rainy	014445	2.7848	2.7904	22533.88	22534.88	1.00	1.17	1.17	1.17	70	79.6
28-Jan-16	10:22	Rainy	014442	2.7869	2.7912	22534.88	22535.88	1.00	1.17	1.17	1.17	70	61.1



Location: ACL2a - Contractor HK/2012/08 Site office

Report on 24-hour TSP monitoring
Action Level ($\mu\text{g}/\text{m}^3$) - 187.3
Limit Level ($\mu\text{g}/\text{m}^3$) - 260

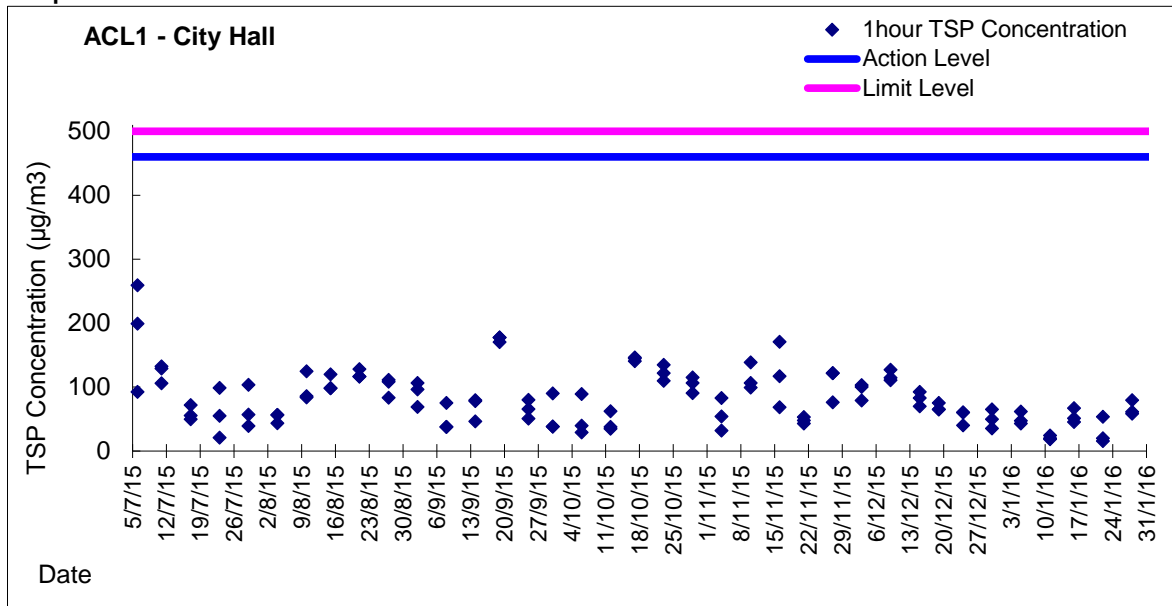
Date	Sampling Time	Weather Condition	Filter paper no.	Filter Weight, g		Elapse Time, hr		Sampling Time, hr	Flow Rate, m^3/min			Total Volume, m^3	TSP Level, $\mu\text{g}/\text{m}^3$
				Initial	Final	Initial	Final		Initial, Q_{si}	Final, Q_{sf}	Average		
4-Jan-16	8:00	Cloudy	014143	2.7957	2.9572	4727.92	4751.92	24.00	1.12	1.11	1.11	1605	100.6
9-Jan-16	8:00	Cloudy	014378	2.8228	3.0454	4754.92	4778.92	24.00	1.12	1.12	1.12	1615	137.9
15-Jan-16	8:00	Rainy	014475	2.8066	2.8893	4781.92	4805.92	24.00	1.12	1.12	1.12	1618	51.1
21-Jan-16	8:00	Cloudy	014480	2.7967	2.9155	4808.92	4832.92	24.00	1.12	1.13	1.13	1622	73.2
27-Jan-16	8:00	Cloudy	014524	2.8594	2.9842	4835.92	4859.92	24.00	1.13	1.12	1.13	1626	76.8

Report on 1-hour TSP monitoring
Action Level ($\mu\text{g}/\text{m}^3$) - 300.1
Limit Level ($\mu\text{g}/\text{m}^3$) - 500

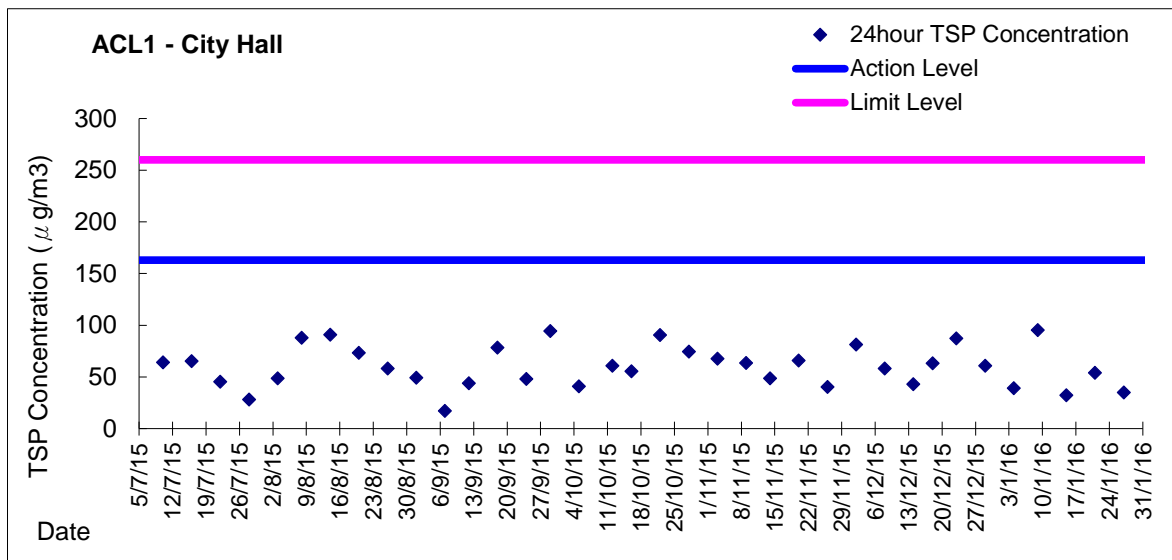
Date	Sampling Time	Weather Condition	Filter paper no.	Filter Weight, g		Elapse Time, hr		Sampling Time, hr	Flow Rate, m^3/min			Total Volume, m^3	TSP Level, $\mu\text{g}/\text{m}^3$
				Initial	Final	Initial	Final		Initial, Q_{si}	Final, Q_{sf}	Average		
5-Jan-16	8:54	Rainy	014131	2.8158	2.8257	4751.92	4752.92	1.00	1.11	1.11	1.11	67	148.1
5-Jan-16	9:58	Rainy	014126	2.8112	2.8179	4752.92	4753.92	1.00	1.11	1.11	1.11	67	100.2
5-Jan-16	13:00	Rainy	014121	2.7887	2.8022	4753.92	4754.92	1.00	1.73	1.73	1.73	104	130.1
11-Jan-16	8:29	Rainy	014495	2.8033	2.8066	4778.92	4779.92	1.00	1.12	1.12	1.12	67	49.1
11-Jan-16	11:00	Rainy	014492	2.7959	2.8013	4779.92	4780.92	1.00	1.12	1.12	1.12	67	80.4
11-Jan-16	13:00	Rainy	014487	2.8018	2.8075	4780.92	4781.92	1.00	1.12	1.12	1.12	67	84.8
16-Jan-16	8:31	Cloudy	014502	2.7974	2.8038	4805.92	4806.92	1.00	1.12	1.12	1.12	67	95.1
16-Jan-16	9:41	Cloudy	014506	2.8078	2.8143	4806.92	4807.92	1.00	1.12	1.12	1.12	67	96.5
16-Jan-16	11:00	Cloudy	014510	2.8311	2.8422	4807.92	4808.92	1.00	1.12	1.12	1.12	67	164.9
22-Jan-16	8:20	Rainy	014519	2.8828	2.8843	4832.92	4833.92	1.00	1.13	1.13	1.13	68	22.1
22-Jan-16	9:55	Rainy	014389	2.8168	2.8189	4833.92	4834.92	1.00	1.13	1.13	1.13	68	31.0
22-Jan-16	11:00	Rainy	014393	2.8172	2.8232	4834.92	4835.92	1.00	1.13	1.13	1.13	68	88.6
28-Jan-16	8:23	Rainy	014189	2.8135	2.8192	4859.92	4860.92	1.00	1.12	1.12	1.12	67	84.5
28-Jan-16	9:48	Rainy	014185	2.8162	2.8236	4860.92	4861.92	1.00	1.12	1.12	1.12	67	109.7
28-Jan-16	10:59	Rainy	014161	2.7973	2.8041	4861.92	4862.92	1.00	1.12	1.12	1.12	67	100.8



Graphic Presentation of 1 hour TSP Result

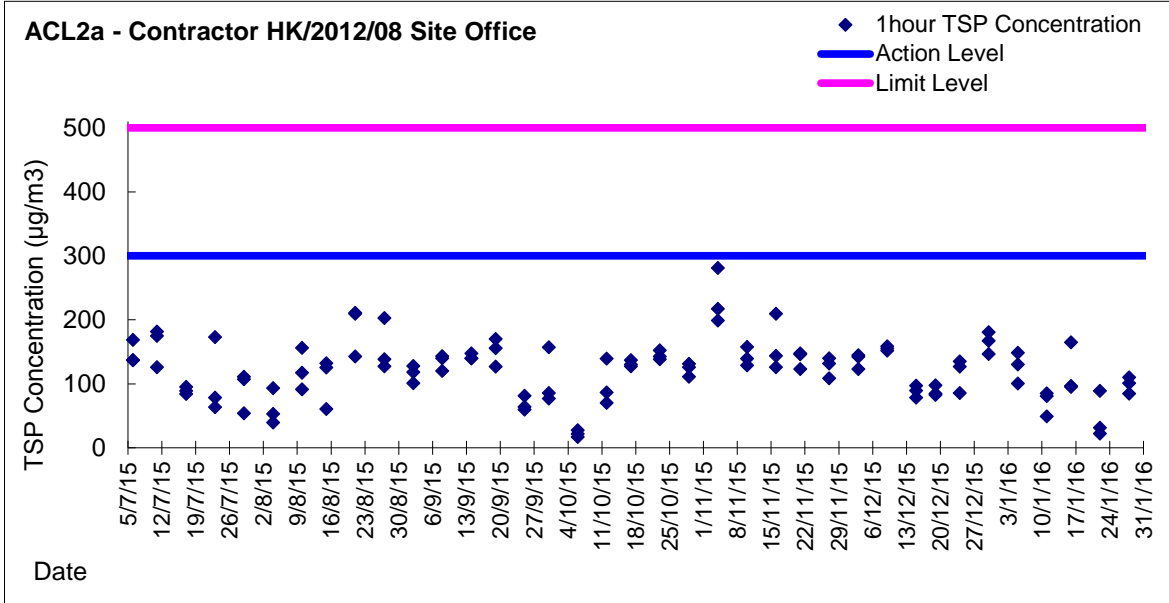


Graphic Presentation of 24 hour TSP Result





Graphic Presentation of 1 hour TSP Result



Graphic Presentation of 24 hour TSP Result

